

# 法人說明會

2022/8/16

Sysgration Ltd.  
(5309)

Investor Relationship: Angel Dai  
[sys5309@sysgration.com](mailto:sys5309@sysgration.com)  
+886(2)2790-0088



# Outline

**01** **1** 2022 第二季營運績效摘要 **TF Hsieh**

**02** **2** 2022 下半年及未來展望 **Sam Lee**

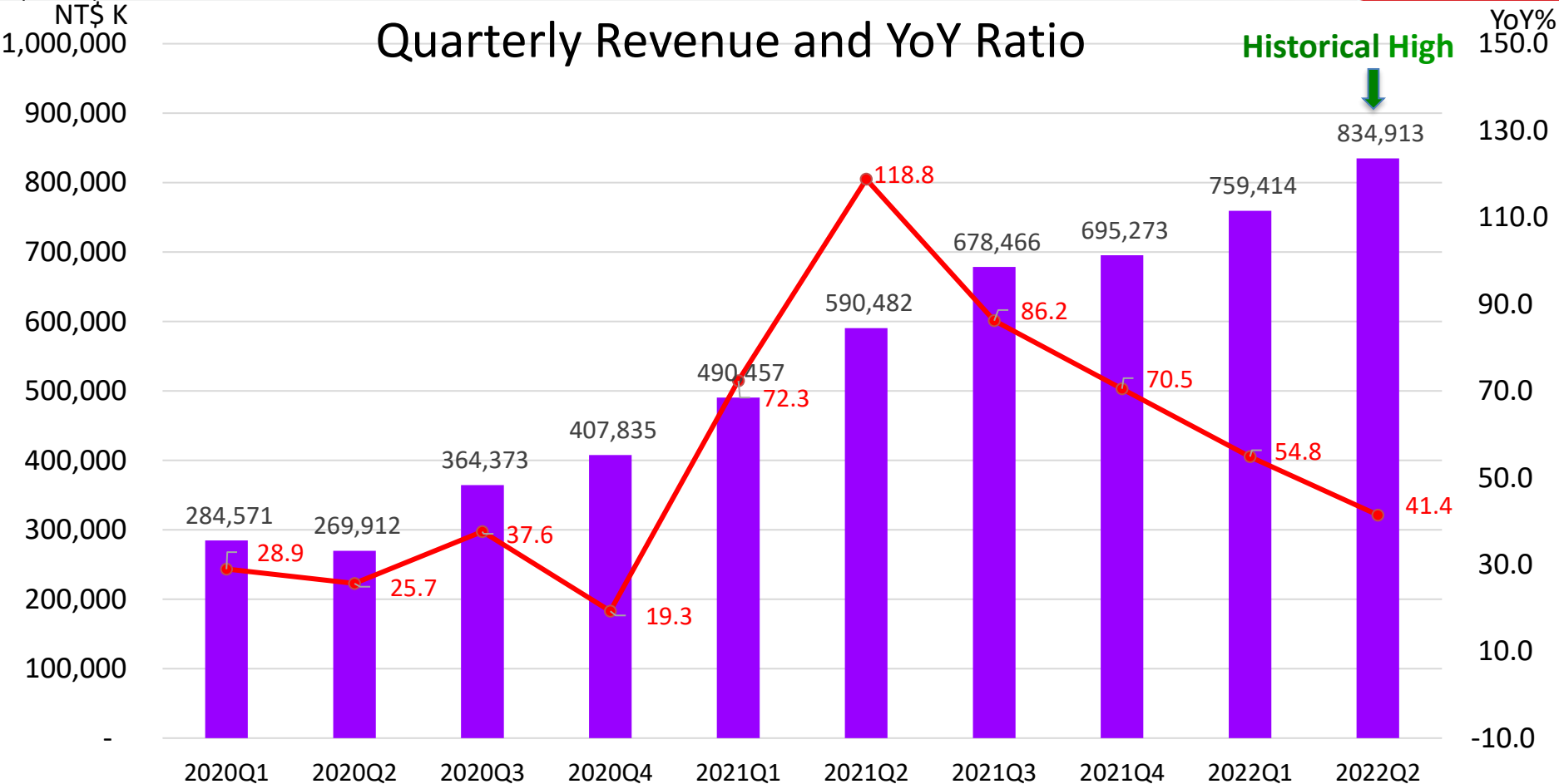
**03** **3** 提問討論

2022 第二季  
營運績效摘要

# 2022 第二季營運成果

年度/季度 項目	2021						2022						成長率 %
	第一季		第二季		上半年合計		第一季		第二季		上半年合計		
	金額	%	金額	%	金額	%	金額	%	金額	%	金額	%	
營業收入	490,457	100.0	590,482	100.0	1,080,939	100.0	759,414	100.0	834,913	100.0	1,594,327	100.0	47.5
營業成本	402,973	82.2	486,481	82.4	889,454	82.3	586,716	77.3	639,351	76.6	1,226,067	76.9	37.8
營業毛利	87,484	17.8	104,001	17.6	191,485	17.7	172,698	22.7	195,562	23.4	368,260	23.1	92.3
營業費用	86,731	17.7	95,597	16.2	182,328	16.9	106,047	14.0	120,659	14.5	226,706	14.2	24.3
營業利益	753	0.2	8,404	1.4	9,157	0.8	66,651	8.8	74,903	9.0	141,554	8.9	1,445.9
營業外收入及支出	9,851	2.0	(1,730)	(0.3)	8,121	0.8	7,026	0.9	10,654	1.3	17,680	1.1	117.7
稅前淨利	10,604	2.2	6,674	1.1	17,278	1.6	73,677	9.7	85,557	10.2	159,234	10.0	821.6
淨利歸屬於母公司業主	9,717	2.0	6,679	1.1	16,396	1.5	73,464	9.7	85,770	10.3	159,234	10.0	871.2
基本每股盈餘 (元)	0.06		0.04		0.10		0.48		0.55		1.03		909.8

## Quarterly Revenue and YoY Ratio

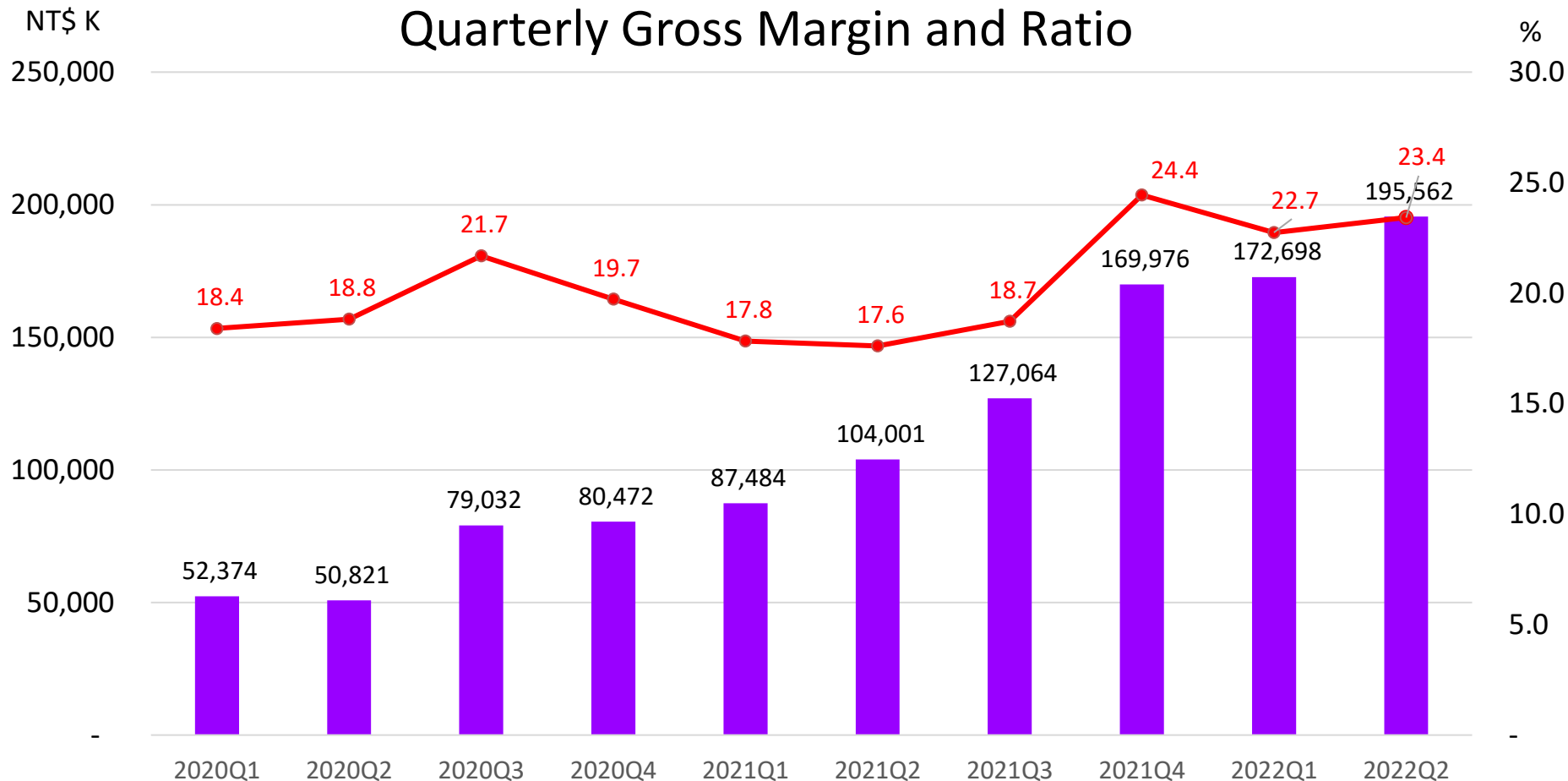


Historical High

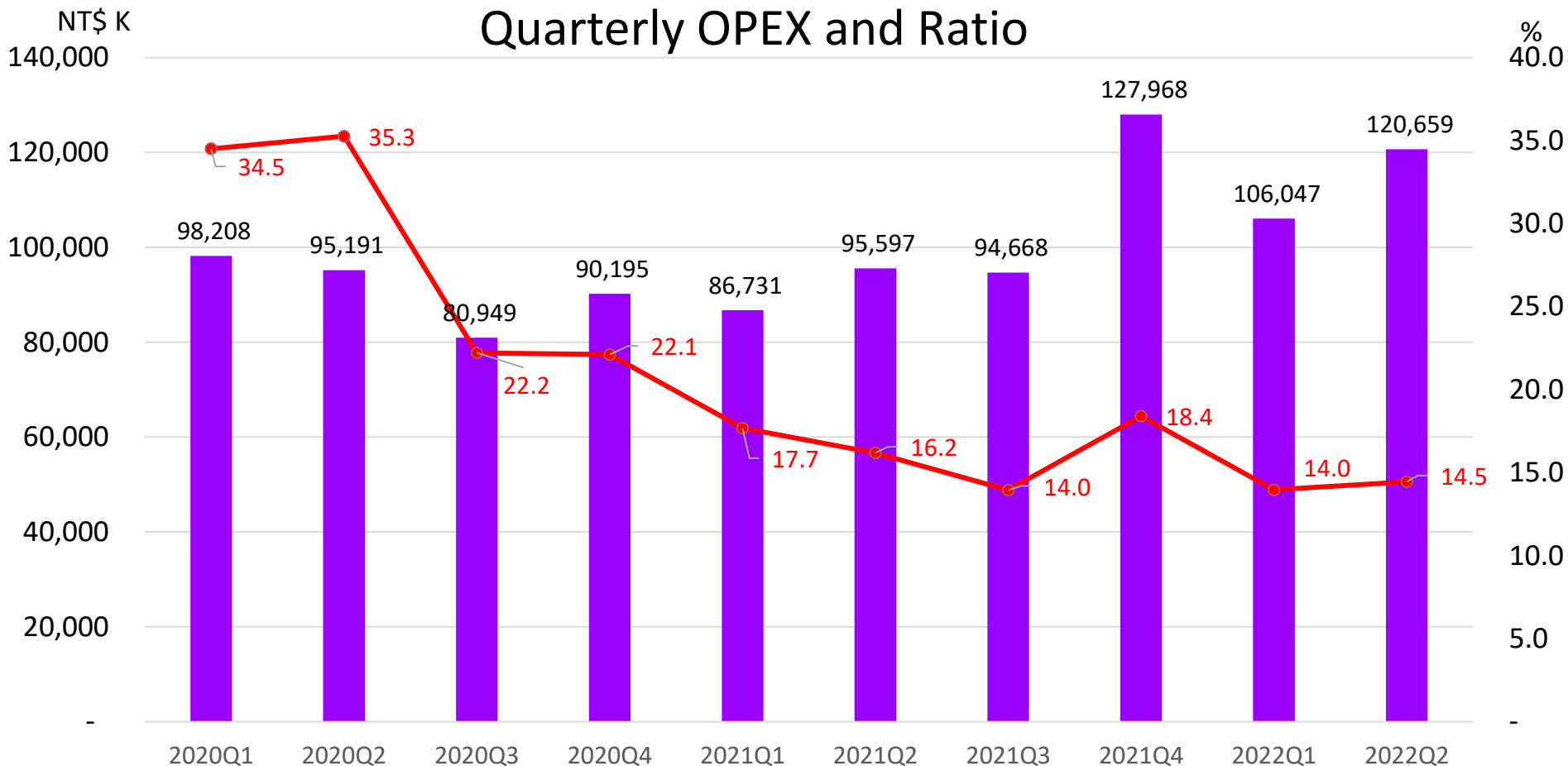


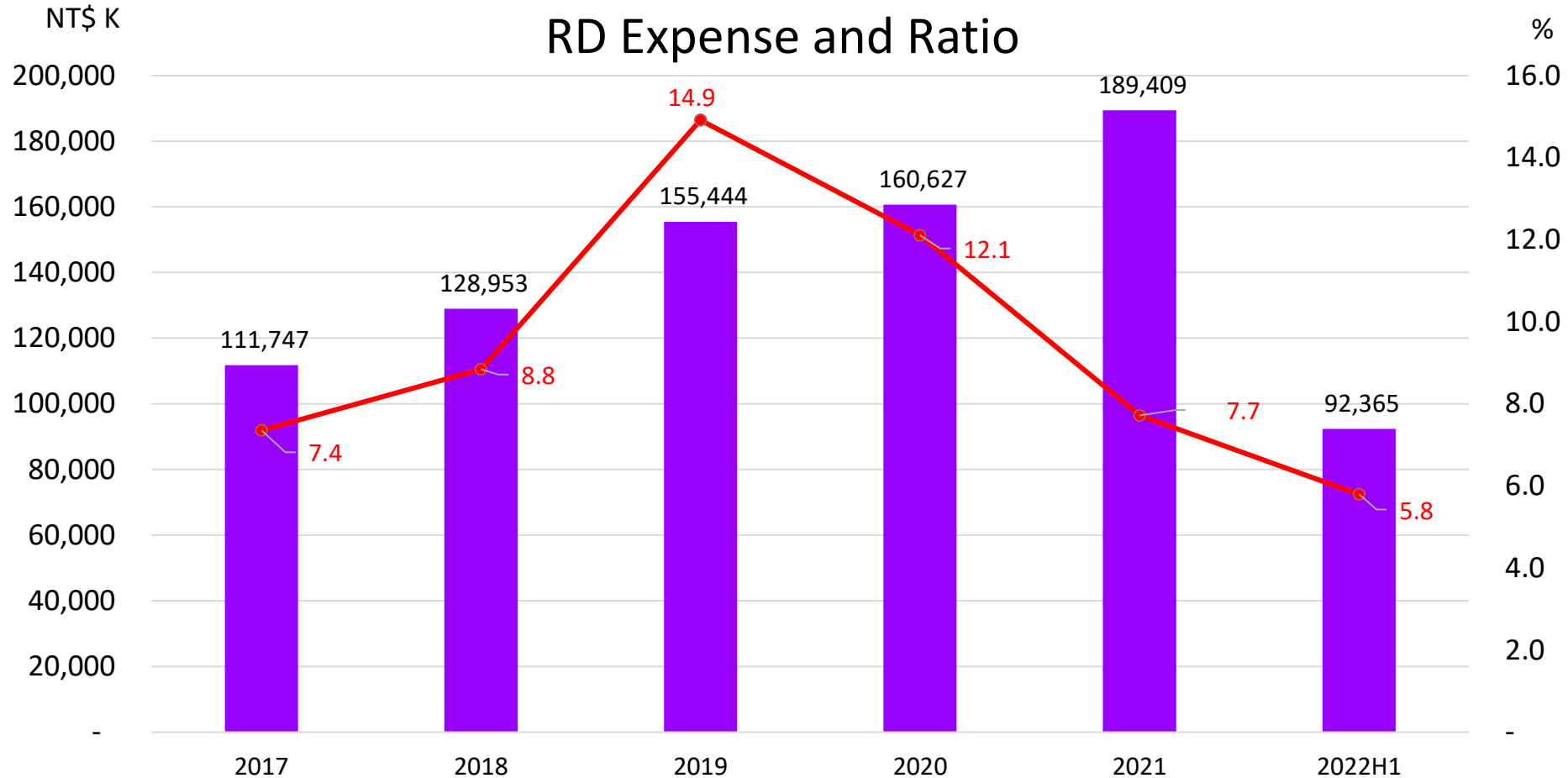
834,913

## Quarterly Gross Margin and Ratio



## Quarterly OPEX and Ratio

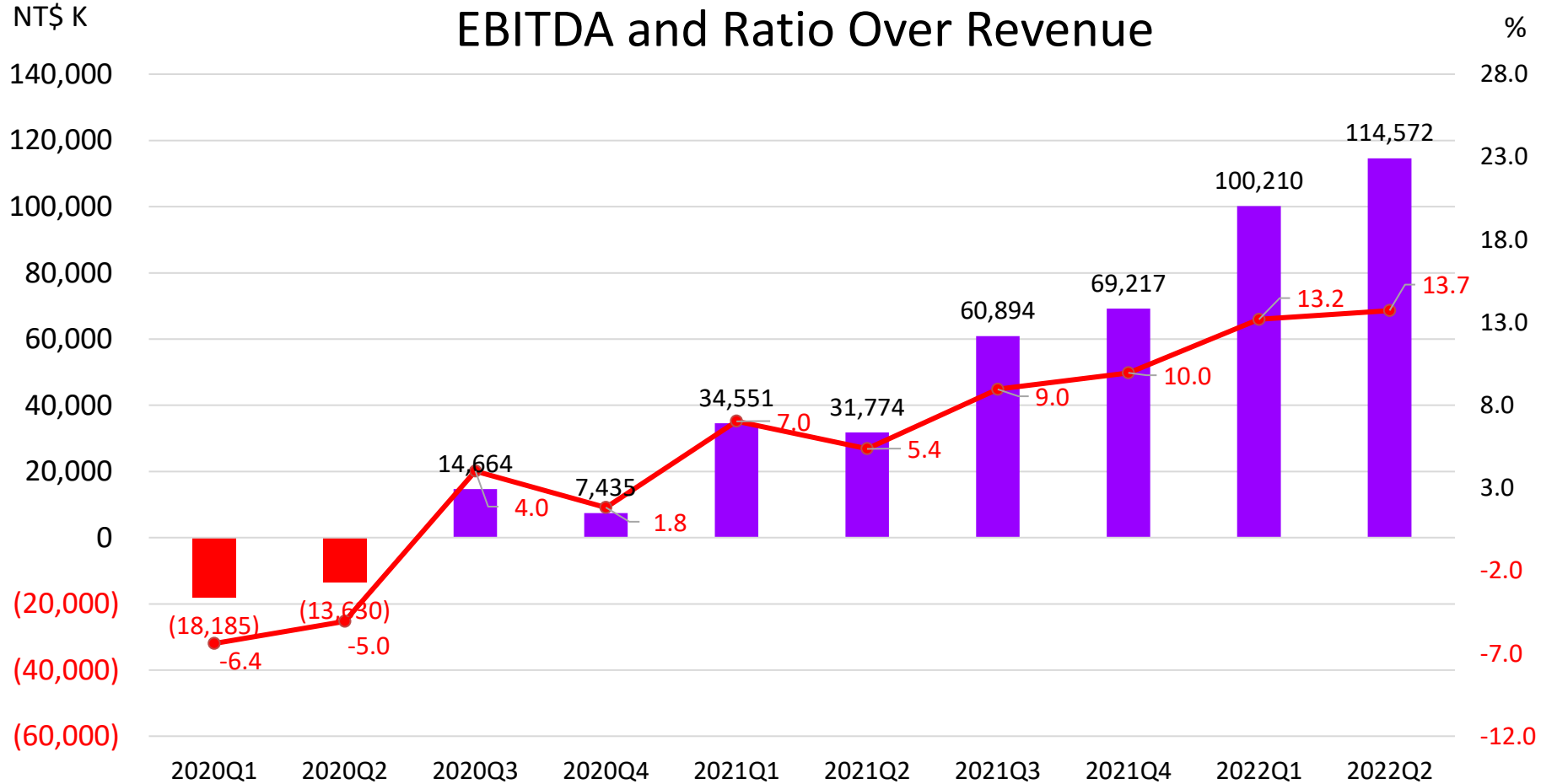






# 稅息折舊及攤銷前利潤 EBITDA

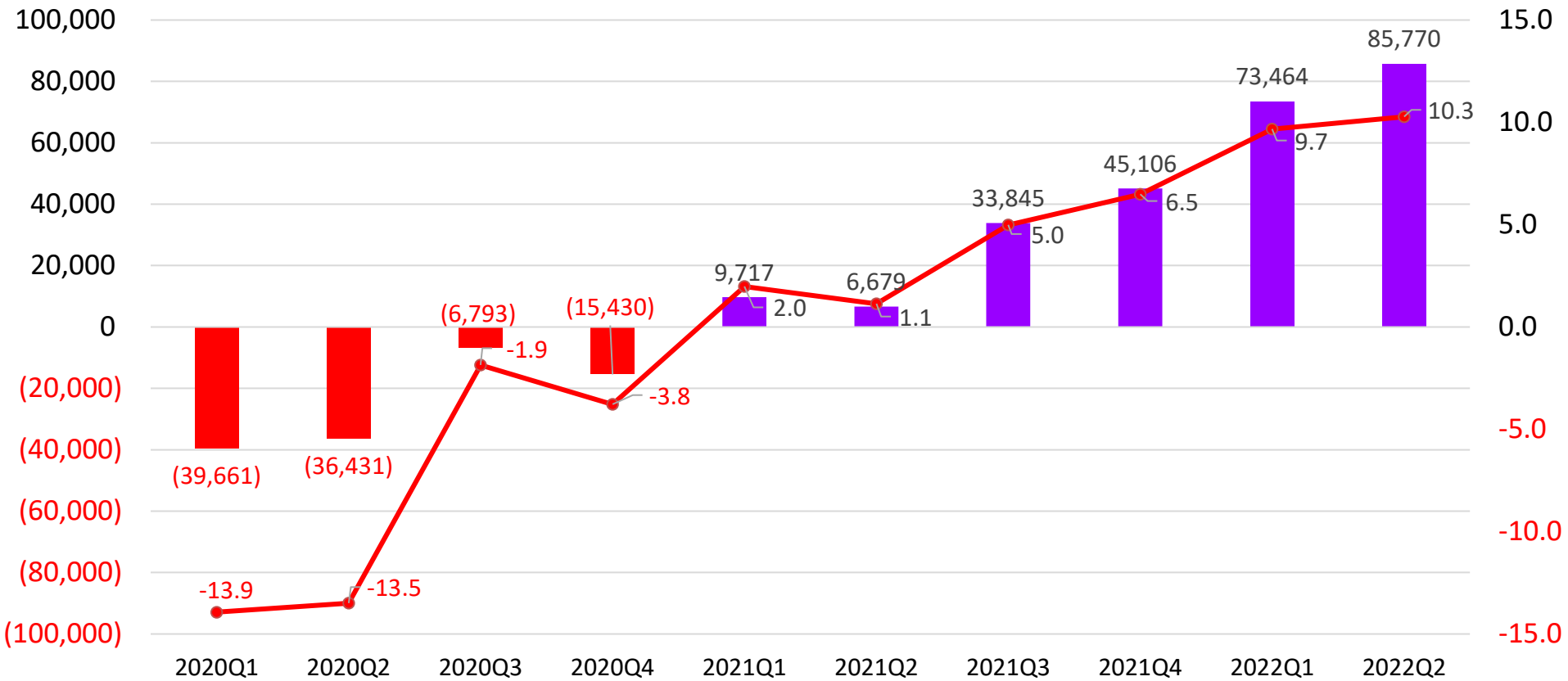
## EBITDA and Ratio Over Revenue



NT\$ K

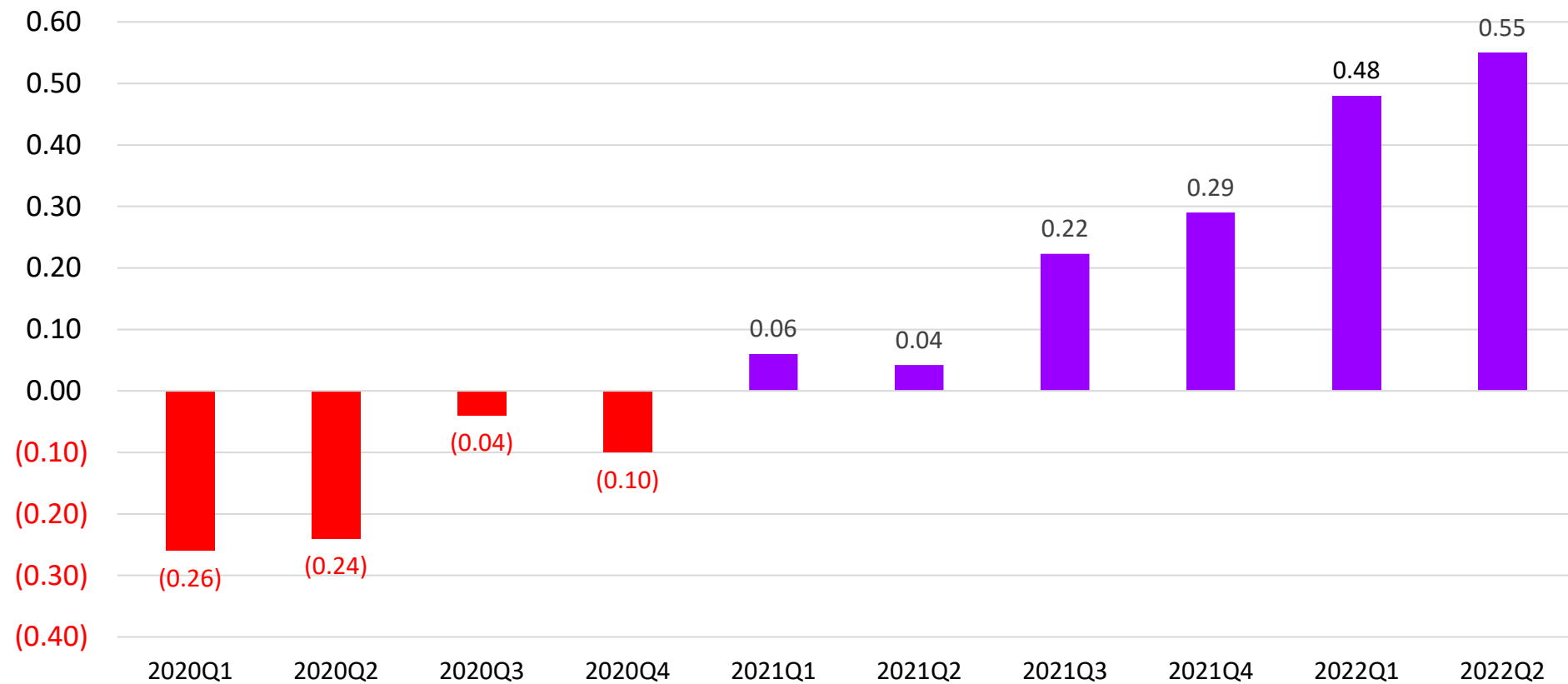
## Quarterly P/L after Tax and Ratio

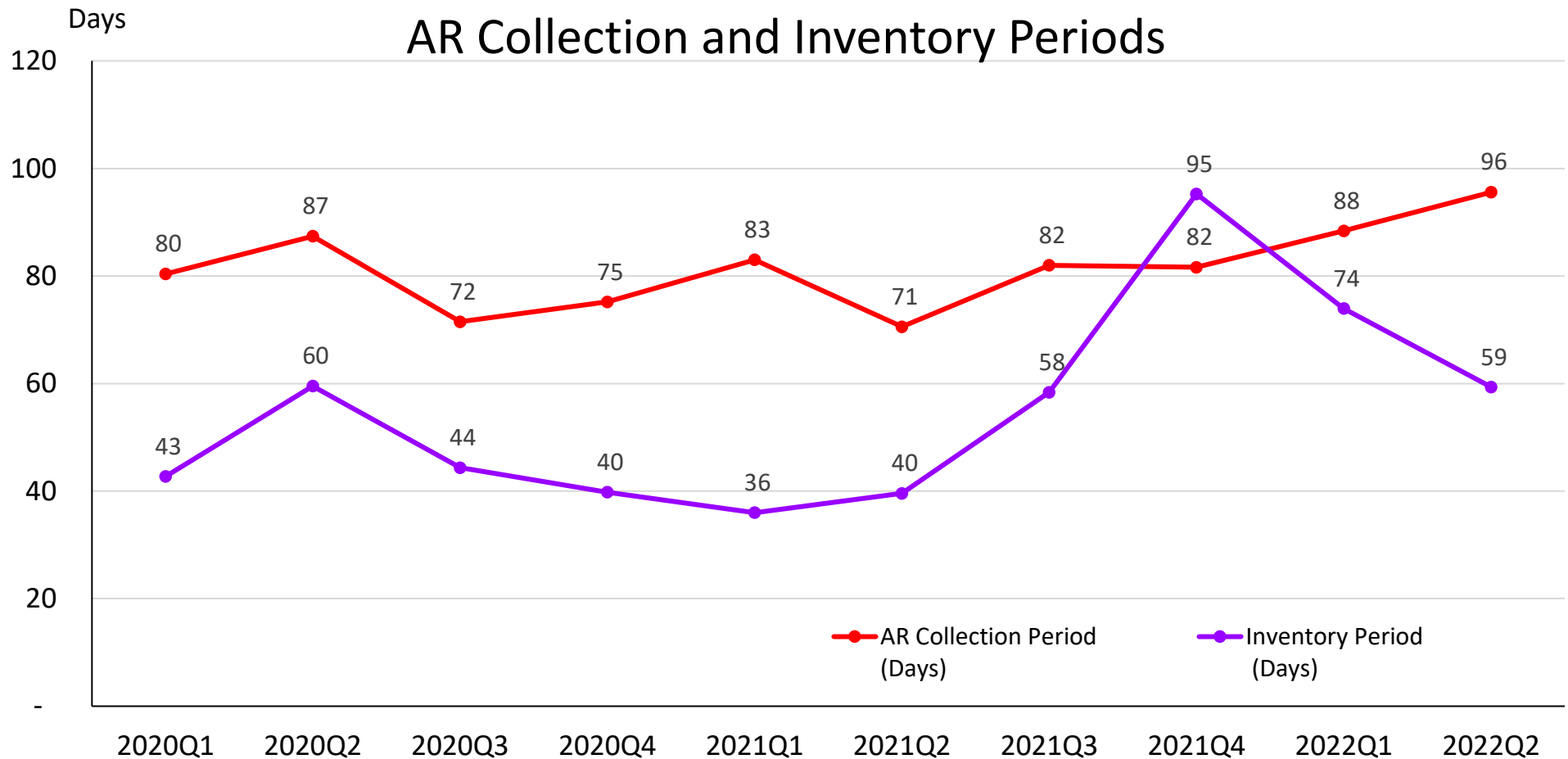
%



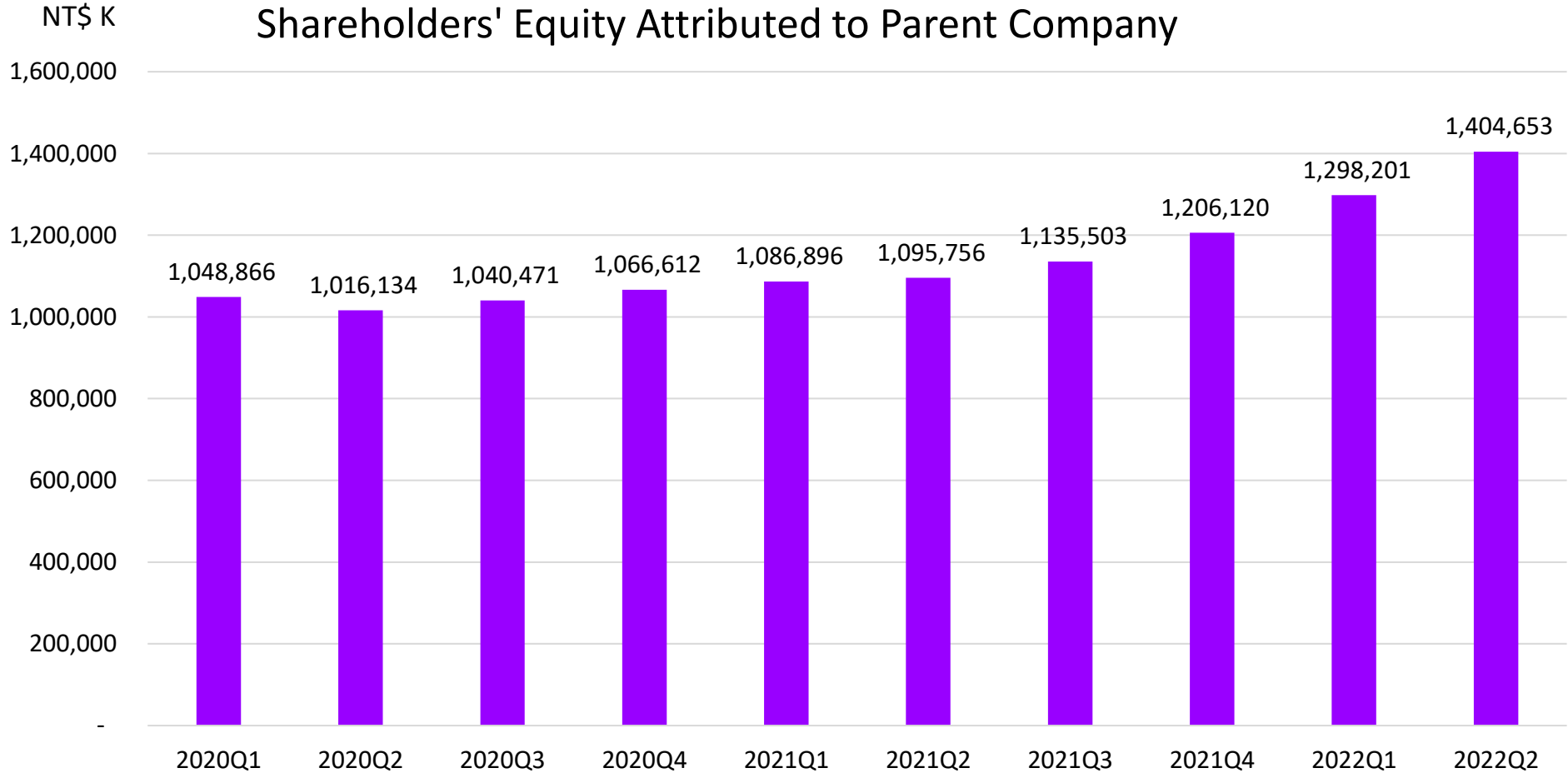
NT\$/Share

## Quarterly EPS

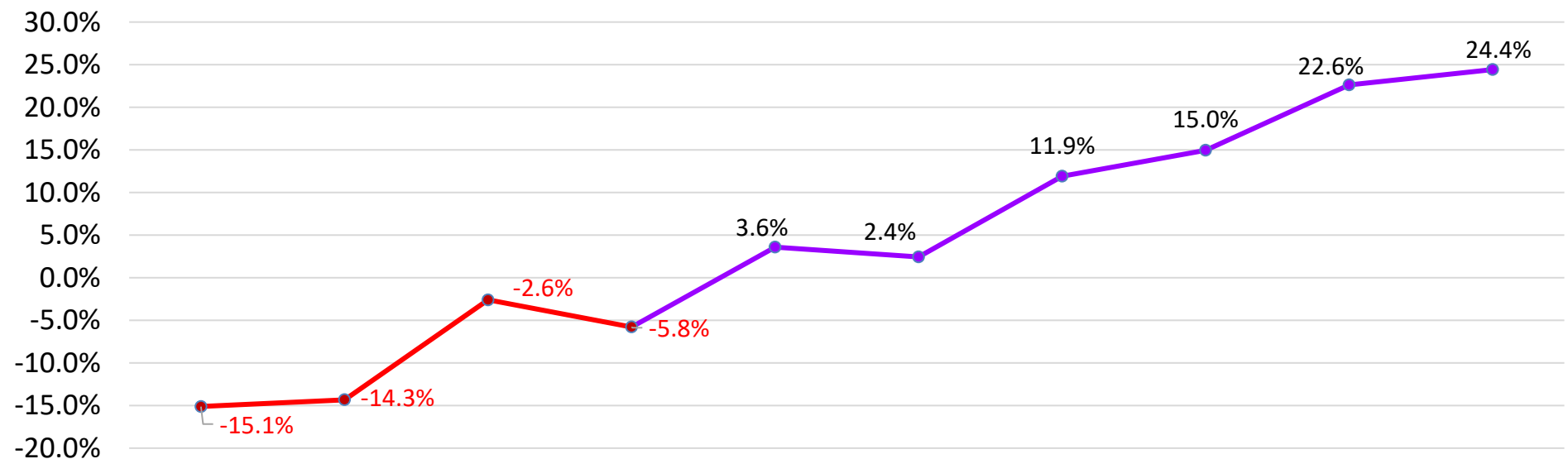




## Shareholders' Equity Attributed to Parent Company



## Quarterly ROE



Dupont Analysis	2020Q1	2020Q2	2020Q3	2020Q4	2021Q1	2021Q2	2021Q3	2021Q4	2022Q1	2022Q2
Net Margin	-13.9%	-13.5%	-1.9%	-3.8%	2.0%	1.1%	5.0%	6.5%	9.7%	10.3%
Asset Turnover*	0.71	0.69	0.91	0.75	0.85	0.94	1.01	0.96	1.11	1.10
Equity Multiplier	1.52	1.54	1.55	2.04	2.11	2.29	2.36	2.41	2.11	2.16
ROE	-15.1%	-14.3%	-2.6%	-5.8%	3.6%	2.4%	11.9%	15.0%	22.6%	24.4%

\*年化季度數目

2022下半年  
及未來展望

# 系統電子綜觀



**1977**

Founded



**500+**

Worldwide  
Employees



**40+**

Years  
Design &  
Manufacturing  
Service Experiences



**4**

Locations  
Taiwan - Taipei/NanKang  
China - Huizhou/ZhenJiang



**5309**

TW Stock  
Publicly Trade  
Capital: NT\$1.5 B  
Market Value NT\$6B

• Sysgration  
Founded in Taipei,  
Taiwan

• IPO in Taiwan  
(TPEX #5309)

• Rear-Seat  
Infotainment System  
to Germany and  
Spain OE Customers

• BLE TPMS ODM for  
Tire Brand Customer  
• Li-Ion Battery Pack to  
China EV Customer

• RF Dual-Band  
Universal TPMS ODM  
for US Wheel Channel

• BLE TPMS for OE  
Customer  
• PSU for Satellite  
Ground Systems

1977

1988

1996

2009

2011

2011

2015

2016

2017

2018

2020

2022

2023

• Taiwan Factory  
Established  
• Started Mouse  
ODM/OEM Business

• TS-16949 Certificated  
• Tier-One Supplier of  
Germany OE Customer  
• Rear-Seat Infotainment  
System to Japan Customer



• BLE TPMS ODM for  
China OE Brand  
• RV Control System  
ODM for USA Tier-  
One Customer

• UPS Li-Ion Battery  
Pack for  
Semiconductor Fab  
• Smart Marine Control  
System MP

• Rugged Vehicle  
Terminal for  
Construction  
Vehicle MP



# 經營市場與主要產品

## 車用電子

### Automotive Solutions

## 能源管理

### Power and Energy Management



Wireless Camera  
Around-View System



Tire Pressure  
Monitoring Systems



Rugged Head-Mount  
AR Device




Li-Ion Battery Pack  
for Semiconductor Fab



Li-Ion Based  
Energy Storage Systems

80 Patents


40 Patents



Body Control Module  
Industrial PC




Infotainment  
System  
EV Battery Pack



Li-Ion Based  
Energy Brick



Construction/Agriculture Vehicles  
CAGR ~12% by 2025



Electric Vehicles  
CAGR ~80% by 2025



Semiconductors  
CAGR ~25% by 2025



Renewable Energy Storage  
CAGR ~28% by 2025

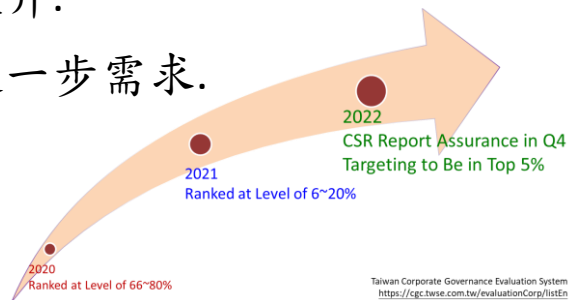
# 2022下半年事業展望

- ◆ 暫時未受兩岸危機直接影響。
- ◆ 客戶預示量依舊樂觀,但必須密切審視以下可能變數與對策:

- 材料供應狀況;
- 電源供應狀況;
- 全球運輸狀況;
- 新冠病毒可能的回撲; 以及
- 全球經濟與通貨膨脹可能帶來的影響。




- ◆ 胎壓偵測器第三條全自動線投資工作已啟動,第四條投資將緊接在後。
- ◆ 工業強固平板在第三季正式量產,預計第四季出貨量將持續爬升。
- ◆ 鋰電池包在非半導體不斷電系統之客戶,預計在第四季會有進一步需求。
- ◆ CSR報告書預計在第四季取得公證單位認證。



# 集團未來成長動力





## TPMS

- OE
- Replacement
- Fleet


- Semiconductor Fab
- Community
- Data Center





## ESS





## IPC

- Commercial Vehicle
- Industrial Vehicle
- Rugged Tablet

提問討論

謝謝指教